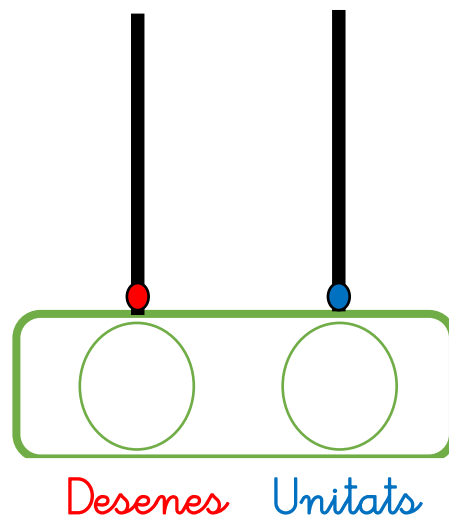
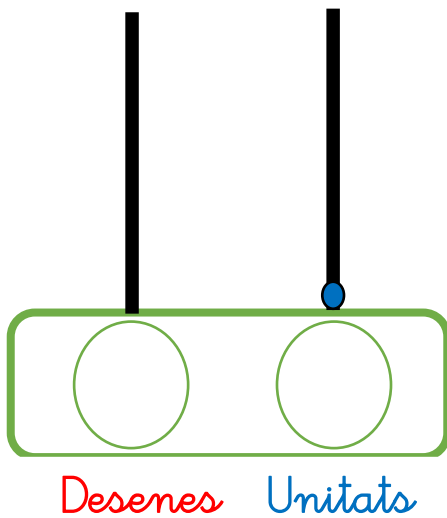
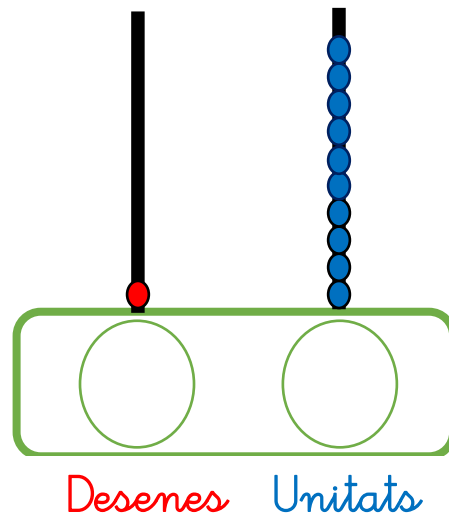
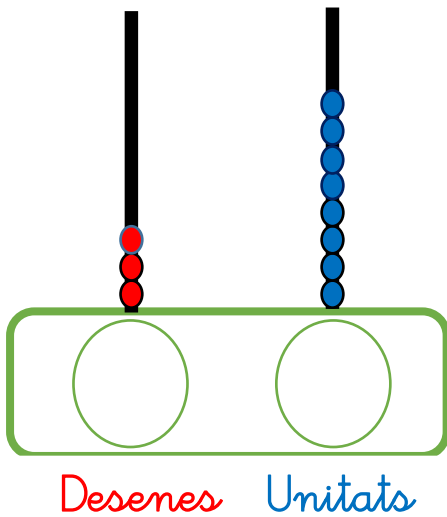
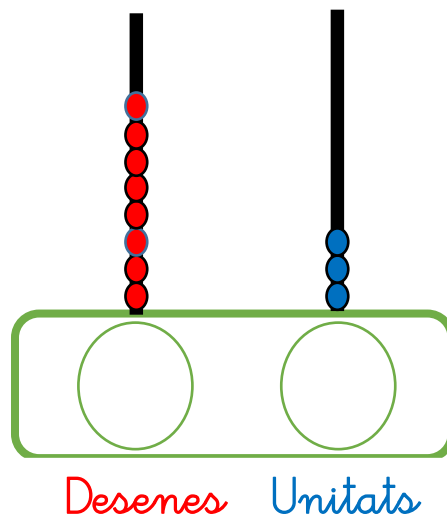
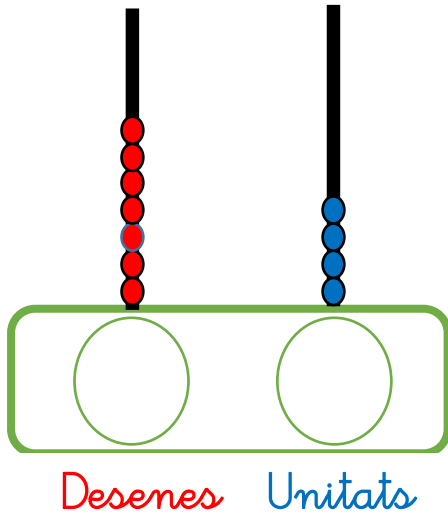


1. Escriu els nombres:



2. Escriu els nombres:

Desenes Unitats

Desenes Unitats

Desenes Unitats

Desenes Unitats

Desenes Unitats

Desenes Unitats

3. Dibuixa les boles que corresponguin:

Diagram of a baseball diamond with two vertical lines representing bases. Below the diamond is a green rounded rectangle containing two circles. The left circle is red and contains the number 2. The right circle is blue and contains the number 3. Below the circles are the labels "Desenes" (red) and "Unitats" (blue).

Diagram of a baseball diamond with two vertical lines representing bases. Below the diamond is a green rounded rectangle containing two circles. The left circle is red and contains the number 3. The right circle is blue and contains the number 7. Below the circles are the labels "Desenes" (red) and "Unitats" (blue).

Diagram of a baseball diamond with two vertical lines representing bases. Below the diamond is a green rounded rectangle containing two circles. The left circle is red and contains the number 5. The right circle is blue and contains the number 9. Below the circles are the labels "Desenes" (red) and "Unitats" (blue).

Diagram of a baseball diamond with two vertical lines representing bases. Below the diamond is a green rounded rectangle containing two circles. The left circle is red and contains the number 6. The right circle is blue and contains the number 1. Below the circles are the labels "Desenes" (red) and "Unitats" (blue).

Diagram of a baseball diamond with two vertical lines representing bases. Below the diamond is a green rounded rectangle containing two circles. The left circle is red and contains the number 7. The right circle is blue and contains the number 2. Below the circles are the labels "Desenes" (red) and "Unitats" (blue).

Diagram of a baseball diamond with two vertical lines representing bases. Below the diamond is a green rounded rectangle containing two circles. The left circle is red and contains the number 4. The right circle is blue and contains the number 0. Below the circles are the labels "Desenes" (red) and "Unitats" (blue).

4. Dibuixa les boles que corresponguin:

1 0

Desenes Unitats

5 9

Desenes Unitats

4 5

Desenes Unitats

2 1

Desenes Unitats


8 2

Desenes Unitats


9 3

Desenes Unitats


5. Encercla en grup de 10 i escriu els nombres:




Desenes Unitats



Desenes Unitats



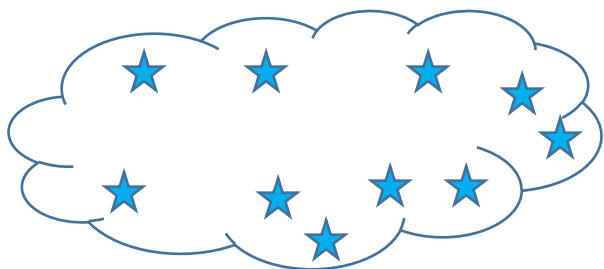
Desenes Unitats




Desenes Unitats

1	2	3	4	5	6	7	8	9	10
11	12	13	14	15	16	17	18	19	20


6. Encercla en grup de 10 i escriu els nombres:




Desenes Unitats



Desenes Unitats




Desenes Unitats




Desenes Unitats

1	2	3	4	5	6	7	8	9	10
11	12	13	14	15	16	17	18	19	20


7. Encercla en grup de 10 i escriu els nombres:



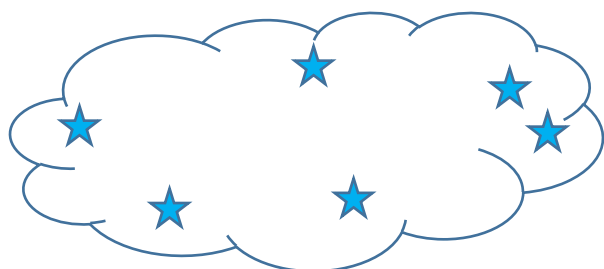
Desenes Unitats



Desenes Unitats



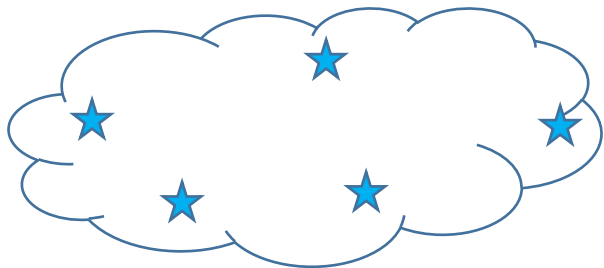
Desenes Unitats



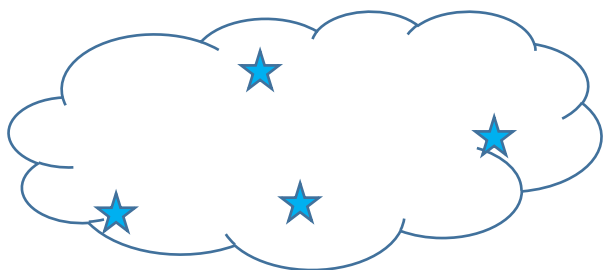
Desenes Unitats

1	2	3	4	5	6	7	8	9	10
11	12	13	14	15	16	17	18	19	20

8. Encercla en grup de 10 i escriu els nombres:




Desenes Unitats



Desenes Unitats



Desenes Unitats



Desenes Unitats

1	2	3	4	5	6	7	8	9	10
11	12	13	14	15	16	17	18	19	20